


JIGAWA STATE BUREAU OF STATISTICS



CONSUMER PRICE INDEX

January 2025 Report



Released Date: February 2025

Data Source: Jigawa State Bureau of Statistics



bureauofstatisticsjigawa

Office address:
Block 'A' New State Secretariate
Complex, Dutse
Jigawa State.

www.sbs.jigawastate.gov.ng

X Handle: @JSBS2023

Table of Contents

1. List of Tables	Page 2
2. Introduction.....	Page 3
3. Methodology	Page 3
4. Consumer Price Index (CPI)	Page 4
5. Conclusion	Page 6
6. Appendix	Page 6

List of Tables

Table 1: Top Five Contributors to Jigawa State January 2025 Month-on-Month Urban Inflation Rate	Page 6
Table 2: Top Three Contributors to Jigawa State January 2025 Month-on-Month Rural Inflation Rate	Page 6
Table 3: North – West States November and December 2024 Inflation Rate	Page 6

Introduction

The Jigawa State Consumer Price Index (CPI) Report aims to track and analyze monthly average price changes of essential goods and services consumed by the household for day-to-day living. The CPI serves as a critical indicator of inflationary trends, providing insights into the economic condition of the state. It uses the average change in price levels of selected market basket of consumer goods and services purchased by households and computes the Month-on-Month Inflation Rate of the State.

Methodology

The Consumer Price Index (CPI) measures the average change in prices over time for goods and services essential to daily living. The construction of the CPI integrates economic theory, sampling techniques, and statistical methodologies, utilizing data from expenditure surveys to produce a weighted index of average price changes in Jigawa State's economy.

Key Methodological Highlights

- The market basket consists of 220 goods and services regularly priced across urban and rural sectors.
- Prices are collected from markets and outlets across all 27 Local Government Areas (LGAs) of the state.
- A Laspeyres formula is used to compute an aggregated index, ensuring accurate representation of expenditure patterns.
- The sum of weighted relative prices for each commodity is divided by the total weight of items in that category, and the result is multiplied by 100 to derive the index number.
- The base month for comparison is December 2024.

- The final index is categorized according to urban and rural classifications for more precise insights.

Consumer Price Index (CPI)

Month-on-Month Inflation Rate

The Month-on-Month CPI for Jigawa State in January 2025 shows that the state index stands at 483.55%

- Urban Index recorded: 569.73%
- Rural Index recorded: 397.36%

The State CPI Month – on – Month Inflation rate stands at 38.67% in January 2025.

- Urban Inflation rate: 41.45%
- Rural Inflation rate: 35.89%

Top Five Contributors to Urban Inflation Rate

The Top Five contributors that influenced the Month-on-Month January 2025 Urban Inflation Rate include the following: Meat 21.20%, Fish 16.61%, Yam 6.99%, Fruits 6.94% and Cooking Gas 6.68%.

Top Three contributors to Rural Inflation Rate

The top three contributors that influenced the Month-on-Month January 2025 Rural Inflation Rate are as follows: Bread and Cereals 8.52%, Cooking Gas 6.43% and Solid Fuel 0.88%.

Conclusion

Moving forward, continuous monitoring of price trends is essential to understand inflationary pressures and their impact on purchasing power. Policy makers, businesses, and consumers can use this report to make informed decisions, ensuring economic stability and planning for future price fluctuations.

Appendix

Table 1: Top Five Contributors to Jigawa State January 2025 Month-on-Month Urban Inflation Rate

S/N	Commodities	Inflation Rate
1	Meat	21.20%
2	Fish	16.61%
3	Yam	6.99%
4	Fruits	6.94%
5	Cooking Gas	6.68%

Table 2: Top Three Contributors to Jigawa State January 2025 Month-on-Month Rural Inflation Rate

S/N	Commodities	Inflation Rate
1	Bread and Cereals	8.52%
2	Cooking Gas	6.43%
3	Solid Fuel	0.88%

Table 3: North – West States November and December 2024 Inflation Rate

State	November 2024 Inflation Rate	December 2024 Inflation Rate
Jigawa	37.48%	38.73%
Kaduna	36.02%	36.49%
Kano	39.37%	35.81%
Katsina	29.57%	28.33%
Kebbi	42.41%	41.47%
Sokoto	38.74%	42.43%
Zamfara	39.41%	39.63%

JANUARY CONSUMER PRICE INDEX

2025



MONTHLY INFLATION RATE

35.89%



RURAL

41.45%



URBAN

#CPIJANUARY2025

JIGAWA STATE

SOURCE: CPI JANUARY, 2025



www.sbs.jigawastate.gov.ng



Jigawa state bureau of statistics



@JSBS2023



Jsbs_jigawa@gmail.com

BUREAU OF STATISTICS




JANUARY CONSUMER PRICE INDEX

2025

MONTHLY INFLATION RATE

38.67%



#CPIJANUARY2025

JIGAWA STATE

SOURCE: CPI JANUARY, 2025



www.sbs.jigawastate.gov.ng



Jigawa state bureau of statistics



@JSBS2023



Jsbs_jigawa@gmail.com

BUREAU OF STATISTICS

CONSUMER PRICE INDEX

2025



MAJOR CONTRIBUTORS TO CURRENT INFLATION RATE (URBAN)

21.20%



MEAT

16.61%



FISH

6.99%



YAM

6.94%



FRUITS

6.68%



COOKING GAS

#CPIJANUARY2025

JIGAWA STATE

SOURCE: CPI JANUARY, 2025

BUREAU OF STATISTICS



www.sbs.jigawastate.gov.ng



Jigawa state bureau of statistics



@JSBS2023



jsbs_jigawa@gmail.com

JANUARY CONSUMER PRICE INDEX

2025



MONTHLY INFLATION RATE

MAJOR CONTRIBUTORS TO CURENT INFLATION RATE (RURAL)

8.52%



BREAD AND CEREALS

6.43%



COOKING GAS

0.88%



SOLID FUEL

#CPIJANUARY2025

JIGAWA STATE

SOURCE: CPI JANUARY, 2025

BUREAU OF STATISTICS



www.sbs.jigawastate.gov.ng



JIGAWA STATE BUREAU OF STATISTICS



@JSBS2023



Jsbs_jigawa@gmail.com



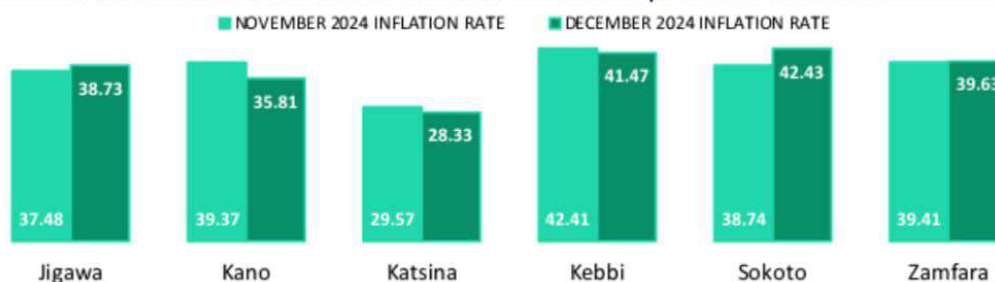
JANUARY CONSUMER PRICE INDEX

38.67%

2025



NORTH—WEST STATES NOVEMBER AND DECEMBER, 2024 INFLATION RATE



#SOURCE: NBS CPI DECEMBER 2024

JIGAWA STATE

SOURCE: NBS CPI DECEMBER 2024

BUREAU OF STATISTICS



www.sbs.jigawastate.gov.ng



Jigawa state bureau of statistics



@JSBS2023



Jsbs_jigawa@gmail.com

